



# **Students' Online Learning Operation Manual for Superstar Platform**

( For international students in Batch of 2021 )

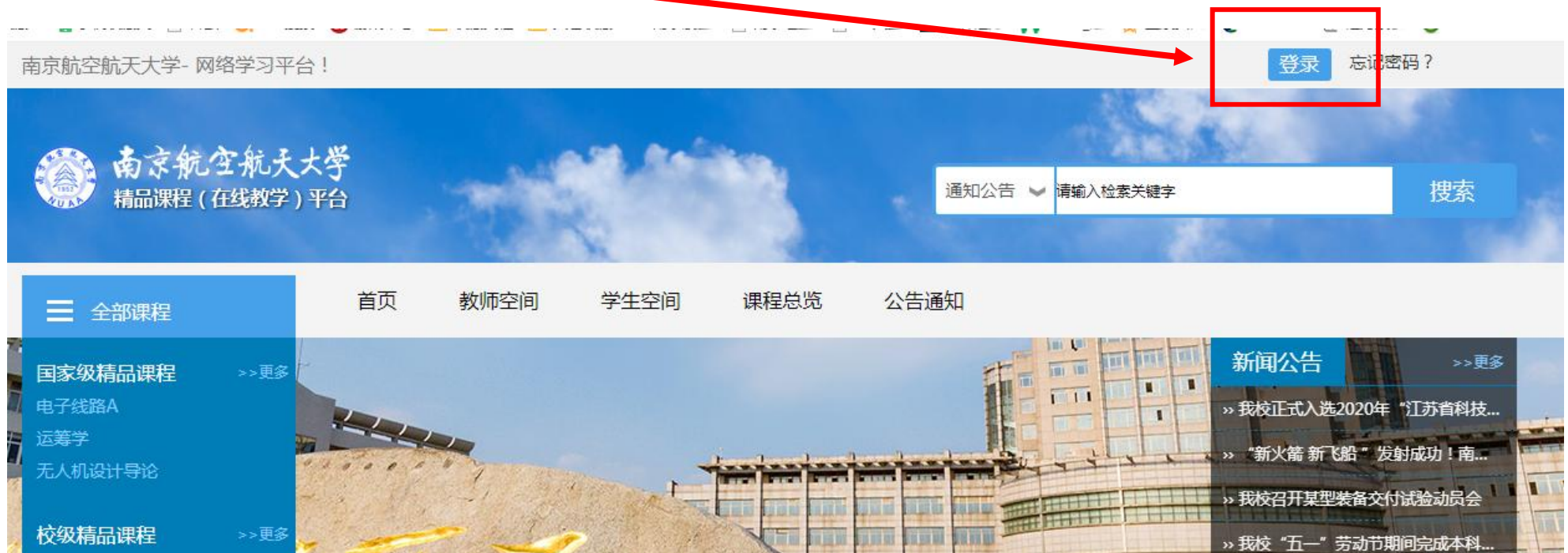
Updated on Sept.26<sup>th</sup>, 2021

## STEP 1: 登录 Log in

### 地址 Website

系统地址 website : ( Navigator suggested: 360 or Chrome ) <http://nuaa.fanya.chaoxing.com>

Click “登录” ( Login Button ) to visit the login menu



南京航空航天大学-网络学习平台!

南京航空航天大学  
精品课程 (在线教学) 平台

通知公告 请输入检索关键字 搜索

全部课程

首页 教师空间 学生空间 课程总览 公告通知

国家级精品课程 >>更多  
电子线路A  
运筹学  
无人机设计导论

校级精品课程 >>更多

新闻公告 >>更多  
>> 我校正式入选2020年“江苏省科技...  
>> “新火箭 新飞船”发射成功!南...  
>> 我校召开某型装备交付试验动员会  
>> 我校“五一”劳动节期间完成本科...

## 账号、密码 Account and Password

账号 : 学号 Account: Same as your school ID

密码 : Password: **s654321s** (\*For students who are overseas right now, “s654321s” is preset for you as a PSW.)

The image shows a login interface for NUA. It has two tabs: '手机号登录' (Mobile Number Login) and '机构账号登录' (Institution Account Login). The '机构账号登录' tab is active. There are four input fields: 1. '南京航空航天大学' (Nanjing University of Aeronautics and Astronautics) with a red annotation 'Make sure it is the Chinese name of NUA' and '“南京航空航天大学”' pointing to it. 2. '学号/工号' (Student/Employee ID) with 'Account' in red. 3. '密码' (Password) with 'Password' in red and a '忘记密码?' (Forgot Password?) link. 4. A field for a four-digit code with the text '请输入右边的四位数字' and '2250'. Below the fields is a blue '登录' (Login) button with a red box and arrow pointing to it. To the right is a QR code with the text '使用学习通APP扫码登录' (Use XueXiaoTong APP to scan QR code for login).

Click “登录” ( Login Button ) to log in.

Click “跳过” to skip the step of updating your personal information

请完善个人信息

+86 手机号

验证码 获取验证码

保存

跳过 >

If this is your first time to log in the system, you are required to reset your password.

(\*The new password shall has at least 6 digits with both numbers and English letters.)

初始化密码

Input new PSW 

密码要求8-16位，至少包含数字，字母，字符两种元素

Input new PSW again 

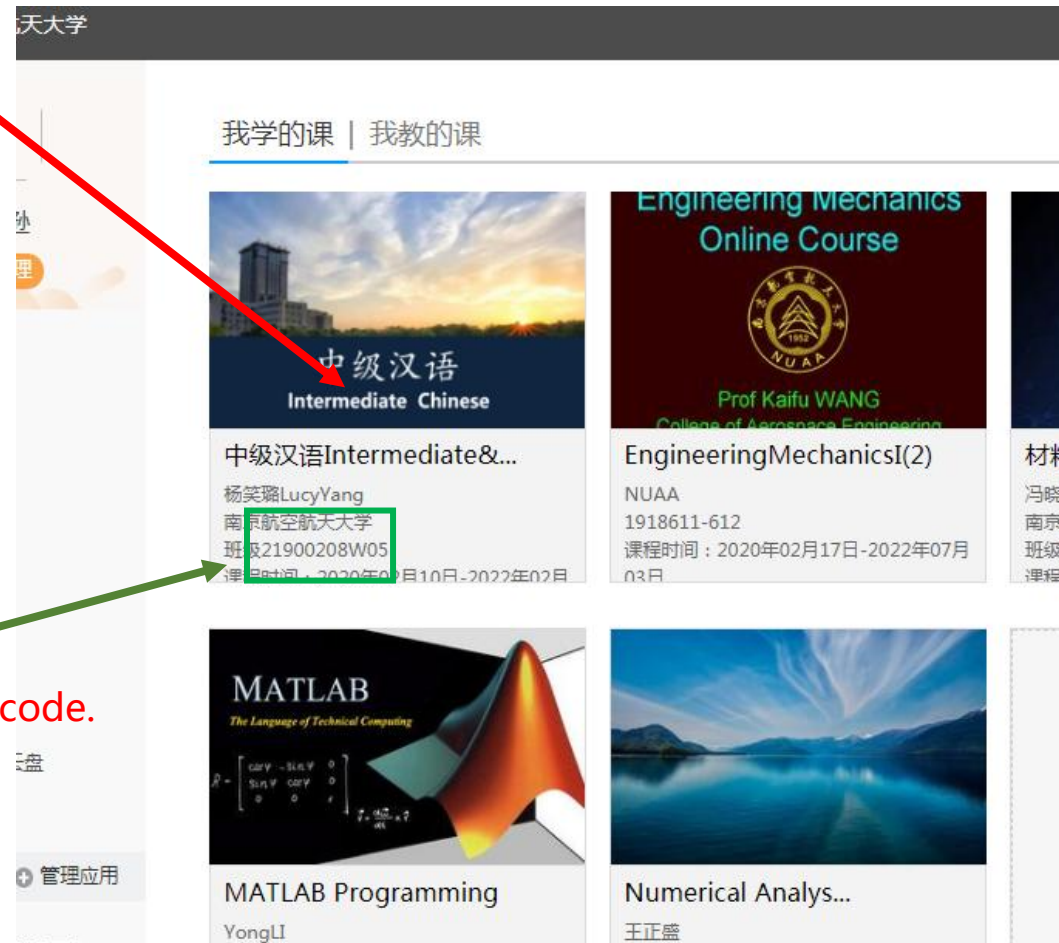
Input verification code 

保存

Click “保存” to save your own password

## STEP 2: Confirm your course

Click here to start your online learning



The screenshot displays a user interface for an online learning platform. At the top, there is a navigation bar with the text "天大学" (Tian University). Below this, there are two tabs: "我学的课" (Courses I am taking) and "我教的课" (Courses I teach). The main content area shows a grid of course cards. The first card is for "Intermediate Chinese" (中级汉语) by Lucy Yang, with a course code "21900208W05" highlighted in a green box. The second card is for "Engineering Mechanics I(2)" by Prof. Kaifu Wang, with a course code "1918611-612". The third card is for "MATLAB Programming" by YongLI. The fourth card is for "Numerical Analysis...". A red arrow points from the text "Click here to start your online learning" to the "Intermediate Chinese" card. A green arrow points from the text "\*Here shows the course code." to the highlighted course code "21900208W05".

天大学

我学的课 | 我教的课

中级汉语  
Intermediate Chinese

杨笑璐 LucyYang  
南京航空航天大学  
班级 21900208W05  
课程时间: 2020年02月10日-2022年02月

Engineering Mechanics  
Online Course

Prof Kaifu WANG  
College of Aerospace Engineering

EngineeringMechanicsI(2)

NUAA  
1918611-612  
课程时间: 2020年02月17日-2022年07月03日

材料

冯晓

南京航

班级2

课程

MATLAB  
The Language of Technical Computing

MATLAB Programming

YongLI

Numerical Analys...

王正盛

\*Here shows the course code.

## STEP 3: Reset password if you like

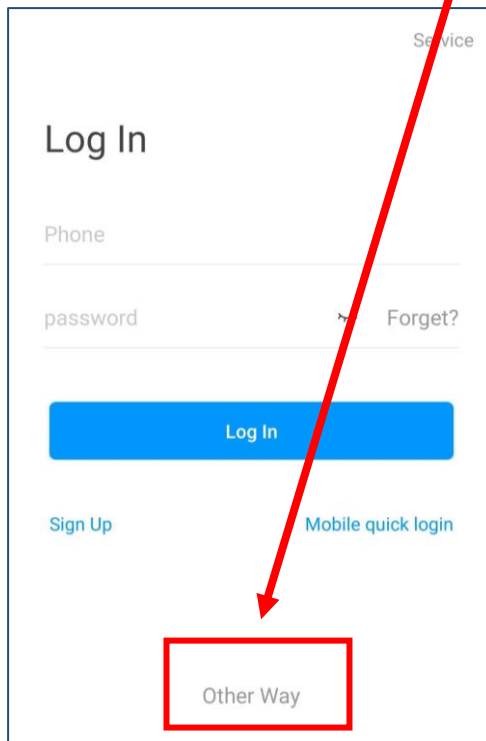
- (1) Click “账号管理” to enter account management menu
- (2) Click “密码管理” to reset your PSW

The image shows two side-by-side screenshots of a web interface for Nanjing University of Aeronautics and Astronautics. The left screenshot shows the user profile page for '马长青' (Ma Changqing) with a red box around the '账号管理' (Account Management) button. The right screenshot shows the '账号管理' (Account Management) page with a red box around the '密码管理' (Password Management) button. Below the '密码管理' button, there are four input fields: '旧密码:' (Old Password), '新的密码:' (New Password), '确认新密码:' (Confirm New Password), and '验证码:' (Verification Code). The '验证码:' field contains the number '8964'. A green '保存' (Save) button is at the bottom. A red box is around the '保存' button. A red arrow points from the '保存' button to the '旧密码:' field. A purple arrow points from the '保存' button to the '新的密码:' field. A red arrow points from the '保存' button to the '确认新密码:' field. A red arrow points from the '保存' button to the '验证码:' field. A red arrow points from the '保存' button to the '保存' button.

- (3) Input your old PSW
- (4) Input your new PSW here twice
- (5) click “保存” to save your PSW

## Online study on mobile phone

- (1) Install the Superstar APP named “学习通 (Xue Xi Tong)” by scanning this given QR code.
- (2) Click “其他登录方式 (other ways)” to log in;



Service

### Log In

Phone

password [Forget?](#)

**Log In**

[Sign Up](#) [Mobile quick login](#)

**Other Way**



### 机构账号登录

南京航空航天大学

192150101

..... [忘记密码?](#)

**登录**

[新用户注册](#)

我已阅读并同意学习通《[隐私政策](#)》和《[用户协议](#)》

- (3) Input “南京航空航天大学” as your organization code;
- (4) Input your school ID here;
- (5) Input “s654321s” ( the preset PSW );
- (6) Click “我已阅读并同意...”
- (7) click “登录” to log in.



(8) Click “跳过” to skip the step of updating your personal information

完善信息 客服

请完善信息，以便下次可直接用手机号登录或找回密码

+86 手机号

验证码 获取验证码

确认

跳过

重置密码 客服

Input new PSW

新密码

Input new PSW again

再次输入新密码

Input verification code 877

请输入验证码

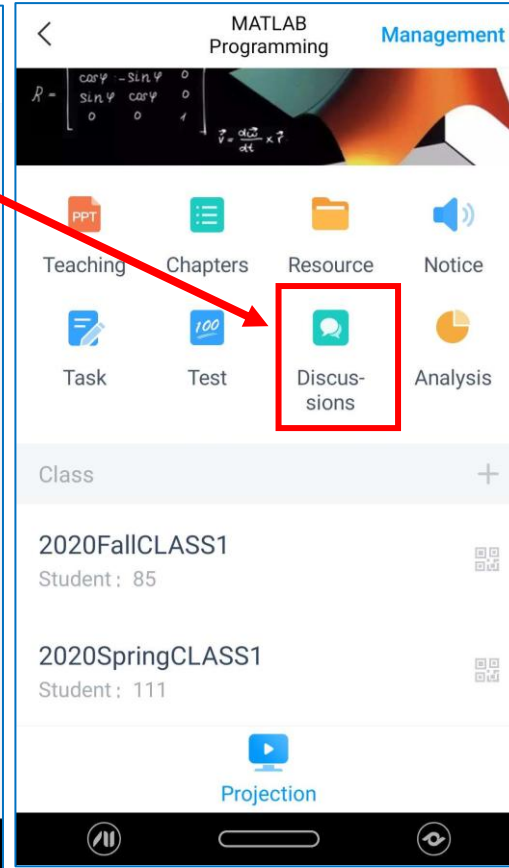
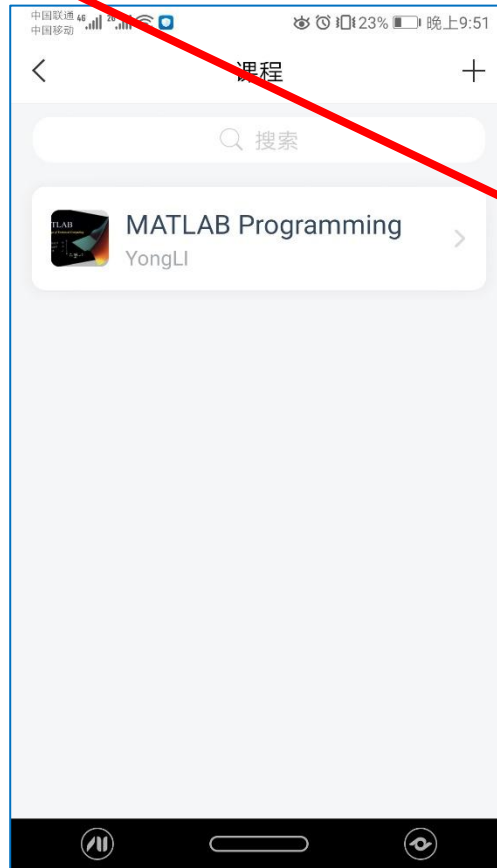
密码要求8-16位，至少包含数字、字母、符号两种元素

确认

(9) Reset the password as required, then click “确认” to confirm your own password.

(10) Click “课程( **Courses** )” to show your courses;

(11) Click “讨论( **Discussions** )” to show messages from your teachers or ask them questions;



(12) Click “章节 (Chapters)” to show details of chapters & your tasks (Task Points shown in orange);

(13) Click “资料 (Resource)” to download all learning materials uploaded by your teachers

